

I N N O V A T I V E

**METTA**<sup>®</sup>

E R G O N O M I C S



Dynamic chairs  
METTA Y  
4D Free Triumph




METTA — multinational company that designs, manufactures and distributes ergonomic swivel chairs for over 25 years, making over 10,000,000 people happy. Our passion is to develop most comfortable, ergonomic and durable swivel chairs with great design that can be used in any purpose by anyone thanks to its largest customization.

Largest office chair customization offers over 1 billion unique products to satisfy any demand in your region. With a short lead time, customer service and a capacity of 100,000 chairs per month, we provide unprecedented flexibility and ease of working with us.

# Our mission – "to enhance the well-being and success of individuals across the globe".



Our chairs are certified as ergonomic and compliant with the European Union standards in terms of operation safety and environmental



**CERTIFICATE  
of Compliance**


Cert No: 030-03-026-00026-rev01  
Date of issue (revision): 19/10/2021

<b>Holder / Manufacturer</b>	: METTA COMPANY Dervenskaya pereprava, 17b, Ufa, Bashkortostan, 450019 Russian Federation
<b>Product description</b>	: Office work chairs "METTA Chair Series"
<b>Requirements and Standard(s)</b>	: EN 1335-1:2020 «Office furniture. Office work chair. Dimensions. Determination of dimensions» EN 1335-2:2018 «Office furniture. Office work chair. Safety requirements»
<b>Report No.</b>	: 030-03-027-00082

**SWISS APPROVAL TECHNISCHE BEWERTUNG S.A.** as a Third Party Inspection Body, hereby certifies that:  
The above mentioned products office work chairs "METTA Chair Series" were witnessed by us during testing and we confirm that the products are in compliance with the above mentioned standards and requirements for up to 8 hours continuous use.  
All specimens are classified according to EN 1335-1, with type "A".


*This Certificate is issued in conjunction with the above mentioned Report and reflects findings during inspection time and place only for the product and configuration described above and does not discharge buyer and/or seller from their contractual responsibilities.*


*Any modifications to the Technical File should be first submitted to our Company to ensure further validity of this attestation.*



on behalf of this Company  
ALEXANDRU T. ALEXANDRU

Page 1/1





**CERTIFICATE  
of Compliance**


Cert No: 030-03-026-00129\_rev02  
Date of issue (revision): 19/10/2021

<b>Holder / Manufacturer</b>	: METTA COMPANY Dervenskaya pereprava, 17b, Ufa, Bashkortostan, 450019 Russian Federation
<b>Product description</b>	: Office work chairs "Samurai Series"
<b>Requirements and Standard(s)</b>	: EN 1335-1:2020 «Office furniture. Office work chair. Dimensions. Determination of dimensions» EN 1335-2:2018 «Office furniture. Office work chair. Safety requirements»
<b>Report No.</b>	: 030-03-027-00015

**SWISS APPROVAL TECHNISCHE BEWERTUNG S.A.** as a Third Party Inspection Body, hereby certifies that:  
The above mentioned products office work chairs "Samurai Series" were witnessed by us during testing and we confirm that the products are in compliance with the above mentioned standards and requirements for up to 12 hours continuous use.  
All specimens are classified according to EN 1335-1, with type "A".


*This Certificate is issued in conjunction with the above mentioned Report and reflects findings during inspection time and place only for the product and configuration described above and does not discharge buyer and/or seller from their contractual responsibilities.*

*Any modifications to the Technical File should be first submitted to our Company to ensure further validity of this attestation.*



on behalf of this Company  
ALEXANDRU T. ALEXANDRU

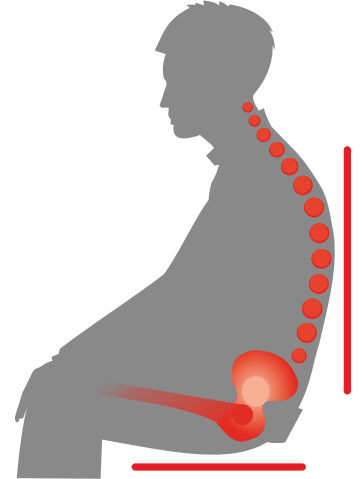
Page 1/1



# METTA - is your bodyguard

**Too often our office chairs cannot maintain proper sitting position:**

- intervertebral discs overload and compression inducing their subsequent protrusion and destruction
- spinal nerves pinching and inflammation which carry motor, sensory, and autonomic signals between the spinal cord and the body
- back muscles, organs of thoracic cavity and coxofemoral circulatory disturbances
- leg lymph and blood circulation stasis
- points of chair contact overheating



**METTA chair series do not only guarantee complete back relaxation, but also prevent diseases development, caused by sedentary work type**

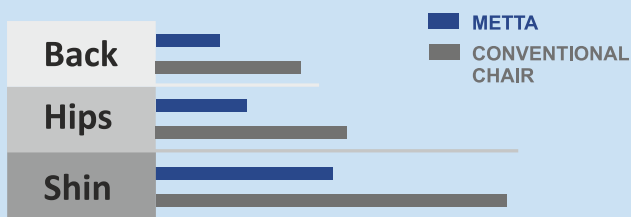


- Ergonomic shape of METTA backrest and the seat corresponds to the anatomic human body shape. The loads are steady induced to the surface area of the headrest and the seat decrease muscles fatigue and facilitating blood circulation
- Breathable, heat - dispersive upholstery materials keep the body temperature balance
- Due to the separate seat and backrest tilting, synchro mechanism enables to unbend the body from time to time that improves blood circulation and loosens back
- All types of personal settings ensure:
  - 2D steel-frame chrome covered lumbar support: adjustable for height, adjustable for depth;
  - seat depth and tilt adjustment;
  - 3D headrest - height, depth and tilting angle adjustment;
  - 4D armrest - height, armrest pad width, armrest pad depth, armrest pad shifting angle adjustment;
  - 5D armrest - height, back and front. The clearance between the armrests during installation, the rotation of the armpad by 360°. 2 points of rotation rotation: 60° inside, 30° outside. The armrests pads have very soft velvety surface of the upper part (Having

**Scientific studies revealed METTA chair to reduce significantly the muscle tension and even distribution of the load over the body surface.**

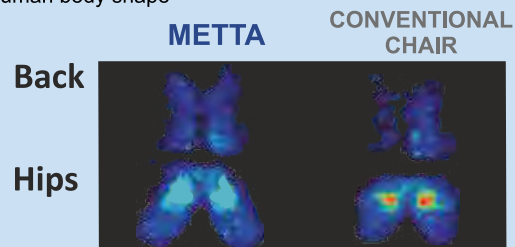
## Muscle tension

Compared with conventional chairs stress to the back, hips and legs is sufficiently reduced while sitting on METTA



## Load distribution

The METTA backrest and seat corresponds to the anatomic human body shape



**METTA is a real health protector!**

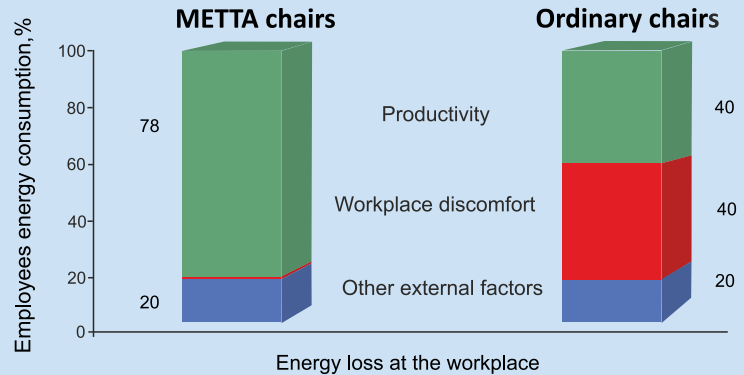
# METTA CHAIRS WITH UNIQUE ERGONOMIC FEATURES, GUARANTEE HIGH STAFF CAPACITY

It is well known:

**Comfortable ergonomic work space increases staff capacity by 40%**

[Bundesantalt für Arbeitsschutz und Arbeitsmedizin, bAuA]

- ✓ overall sense of well-being improvement
- ✓ elevation of attentiveness
- ✓ high level of concentration
- ✓ the number of errors decrease



The cost of METTA chairs is reimbursed in two months, and then, provide a tangible income

## 1) Due to increase of productivity

According to Schwarz & Neumann forschung Unternehmen GmbH only due to increased employee productivity, the METTA chair pays off within 2 month:

$$2\,100 \times 0,15 \times 11 = 3\,465 \text{ €}$$

(personnel productivity for 1 month)

(15%-minimal productivity enhancement using SAMURAI)

(month)



Net profit per an employee by METTA chair operating

3 715 €



Chair cost will be reimbursed in 2 months:

$$350 / (2\,100 \times 0,15) = 0,8$$

(cost of chair)

(personnel productivity for 1 month)

(15%-minimal productivity enhancement using METTA)



350 €  
The average cost of chair



The average cost of METTA chair is only 350 €

## 2) Reduce the number of sick leave days

Non-ergonomic workplace causes 30% office employees diseases [Gesundes sitzen. StolComfort]

One day absence of a qualified professional at work costs the company on average 100€, even 5 days your staff "Sick leave" reduction, brings your company 500 € income per year

**3 715 €\* of pure income**  
after 1 year of usage

$$*3\,465 + 500 - 350 = 3\,615$$





# Samurai Japan

**ergonomic chairs  
for home and office**

Samurai ergonomic chairs will make your dream about comfortable working place come true. Adjusting to Your unique body shape, Samurai chair will immerse You in full comfort, where ever you use it, at Your home or office.



# SAMURAI innovative ergonomic chairs 6 and 7 modifications

- High ergonomic chair backrest with soft comfortable headrest
- Improved lumbar support - height, depth and hardness adjustment. New modern design
- Steel chrome coated armrests and soft pads




- Shortened ergonomic backrest with new soft removable 3D headrest
- Improved lumbar support - height, depth and hardness adjustment. New modern design
- Steel chrome coated armrests and soft pads



- Shortened ergonomic backrest with new soft removable 3D headrest
- Improved lumbar support - height, depth and hardness adjustment. New modern design
- Adjustable 4D armrests



All possible adjustments  
**+ unique**



Only superb ergonomics tailored to every inch, along with multi adjustments customized for your individual anatomy can provide maximum tune up to a human body.

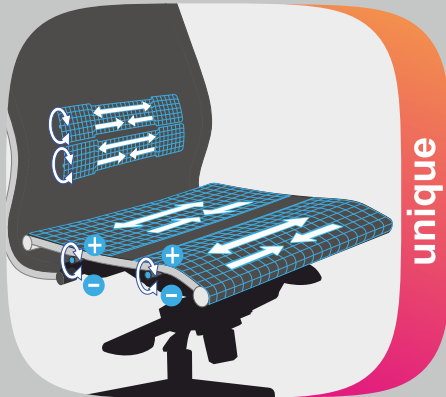




Ergonomic anatomic shape of backrest



Steel-frame lumbar adjustment



Stiffness adjustment of the lumbar support and seat



Seat depth adjustment



Allows the body to unbend, improving blood flow



Breathable upholstery materials



Adjustable 4D armrests



Adjustable 3 D headrest

# SAMURAI INNOVATIVE ERGONOMIC CHAIRS

## Samurai L2-5D

Mesh(TS)/Kc00/Nc00/D04P/H2cL-3D(MSS3.2AI/M26.B32.G25.W03)

**№1010003**

Chair size L



- 1 Removable voluminous 3D headrest
- 2 Extra strong steel frame with chrome coating
- 3 Adjustable 4D armrest
- 4 Two-zone seat softness adjustment
- 5 Swinging synchro mechanism hardness adjustment
- 6 Chair height adjustment
- 7 Chrome polished base
- 8 Polyamide anti roll-off castors with polyurethane rims
- 9 Lumbar support adjustment
- 10 Separate seat and backrest tilting
- 11 Seat depth adjustment



Samurai L2-7D  
EcoLeather(Infinity) /Kc04/Nc04/D04P/H2cL-3D  
(MSS3.1AI/M06.B31.G04.W03)  
**№1020030**

Chair size L

Infinity Easy Clean Eco-Leather,  
white

### SAMURAI chairs

- A mesh upholstery chair will let your body breathe and maintain the natural temperature balance
- eco-leather is an innovative breathable material as good as genuine leather in looks and even better in use



Samurai L2-6D  
Mesh(TS)+EcoLeather(Infinity)  
/Kc00/Wm06/D04P/H2cL-3D  
(MSS3.1AI/M06.B31.G04.W03)  
**№1010033**

Chair size L

TS Mesh fabric reinforced with aramid  
fiber, black

Infinity Easy Clean Eco-Leather,  
black



Samurai L2-8D  
EcoLeather(Infinity)  
/Kc04/Wm06/D04P/H2cL-3D  
(MSS3.2AI/M26.B32.G25.W03)  
**№1090330**

Chair size L

Infinity Easy Clean Eco-Leather,  
dark brown



# INNOVATIVE ERGONOMIC CHAIRS SAMURAI

## Samurai L1-10K

EcoLeather(Infinity)/Kc06/Nc06/K2cL(MSS3.2AI/M26.B32.G25.W03)

**№1011121**

Chair size L




- 1 Soft comfortable headrest
- 2 Extra strong steel frame with chrome coating
- 3 Steel chrome coated armrests and soft pads
- 4 Two-zone seat softness adjustment
- 5 Swinging synchro mechanism hardness adjustment
- 6 Chair height adjustment
- 7 Chrome polished base
- 8 Polyamide anti roll-off castors with polyurethane rims
- 9 Lumbar support adjustment
- 10 Separate seat and backrest tilting
- 11 Seat depth adjustment



# Fabric upholstery

## Superior LE genuine leather of excellent dressing

Genuine leather stands out with its tenderness and sophisticated image and points out the status of the leather item's owner. Thanks to its nature genuine leather has incomparable consumer properties, such as durability, extreme air permeability, moisture resistance and longevity. It's hypoallergenic, easy to clean and can handle over 150 000 abrading cycles.



## Infinity Easy Clean Eco-Leather

Infinity Easy Clean Eco-Leather is a new-generation ultra-strong fabric as good as genuine leather in looks and even better in use. It's wear-resistant and can handle over 300 000 abrading cycles. The eco-leather is environmentally friendly, perfectly flexible, hypoallergenic, soft and delightful to touch. It has abrading resistance, repels dirt and is easy to clean. It is combined with a companion material Easy Clean Eco-Leather.




## Infinity Easy Clean Perforated Eco-Leather

Infinity Easy Clean Perforated Eco-Leather is as good as Infinity Easy Clean Eco-Leather. It can handle over 250 000 cycles. Perforations allow a great air permeability. It is combined with a companion material Easy Clean Eco-Leather..



## Extra Leather

Extra Leather is a state-of-art and convenient artificial material with enhanced wear resistance. It can handle over 200 000 abrading cycles or tensile stress but maintain the original shape. Vinyl leather on a fabric base with polyurethane coating is good to touch, flexible and hypoallergenic. It is combined with a companion material Extra Perforated Leather.



## Extra Perforated Leather

Extra Perforated Leather has properties equal to Extra Leather. Its abrading resistance is over 150 000 cycles. Perforations allow second-to-none air permeability. It is combined with a companion material Extra Leather




## YM93 Mesh Fabric

YM93 Mesh Fabric is an ultra-strong material. It has a dense woven polymer and pile threads for a better wear and abrading resistance over 300 000 cycles. The fabric bears a fine half-transparent texture and a relevant design. The material allows the body to breathe and maintains the natural temperature balance. It's hypoallergenic. The mesh fabric distributes loads, but maintains its shape. It's comfortable to use and easy to clean.



## TS Mesh Fabric is a polymeric woven fabric with incredible strength

TS Mesh Fabric is a polymeric woven fabric with incredible strength and durability. It can handle over 250 000 abrading cycles. Aramid fiber integrated into the fabric increases the strength. Totally eco-friendly and infinitely durable material.



## Goya Velour

GOYA Velour Collection has a magnetic pull to it thanks to a soft dense pile, a shear print with hardly catchable color transit. The palette is exquisite and sophisticated. Owners of GOYA Collection items will not be left untouched by the alluring aesthetic of the upholstery or unimpressed by simple maintenance. The fabric is hypoallergenic and can handle over 80 000 abrading cycles.





METTA innovative ergonomic chairs are the perfect way to make any space comfortable

OPERATOR CHAIRS







MULTY TASK MINI CHAIRS  
FOR KIDS AND TEENS



CONFERENCE CHAIRS



MANAGERIAL CHAIRS



HOME OFFICE



GAMING CHAIRS



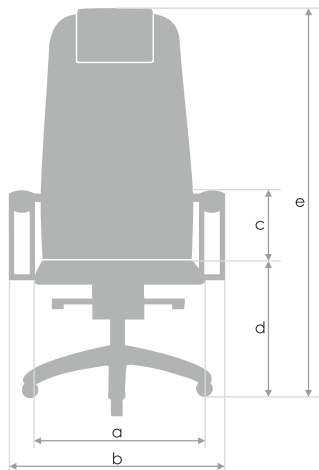
OFFICE/STUDY/REST





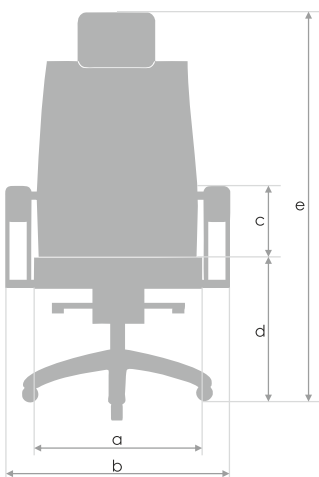
# METTA CHAIR DIMENSIONS

**SAMURAI**  
high backrest 860 mm



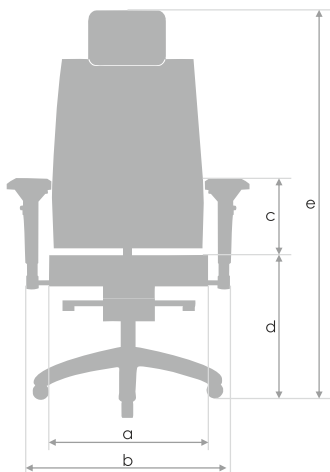
	a	b	c	d	e
Size L	510	695 - 725	190 - 290	450 - 580	1130 - 1370
Size B	475	660 - 690	190 - 290	450 - 580	1130 - 1370

**SAMURAI**  
low backrest 710 mm



	a	b	c	d	e
Size L	510	695 - 725	190 - 290	450 - 580	1130 - 1370
Size B	475	660 - 690	190 - 290	450 - 580	1130 - 1370
Size M	440	625 - 655	190 - 290	450 - 580	1050 - 1290
Size S	405	590 - 620	190 - 290	450 - 580	860 - 980

**METTA Y**  
2D Move, 3D Elastic, 4D Free



	a	b	c	d	e
Size L	510	695 - 725	190 - 290	430 - 520	1130 - 1370
Size B	475	660 - 690	190 - 290	430 - 520	1130 - 1370

I N N O V A T I V E  
**METTA**<sup>®</sup>  
E R G O N O M I C S

METTA COMPANY  
+33 2 56 35 51 55 - France  
+49 8921 528962 - Germany  
+90 501 007 30 28 - Turkey  
+33 2 56 35 51 55 - France  
+48 678 881 007 - Poland  
[info@metta-germany.com](mailto:info@metta-germany.com)