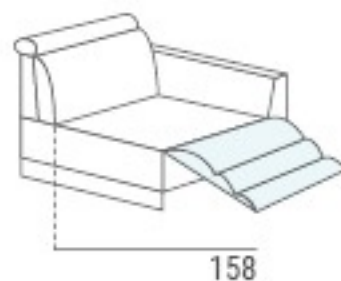


[DESLIZANTE]

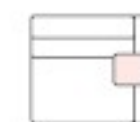
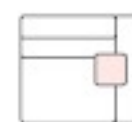
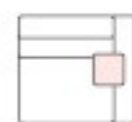
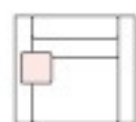


[MOTOR]

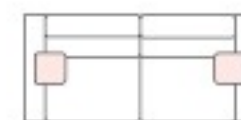
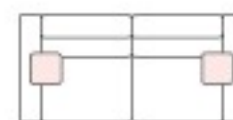
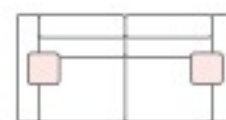


MEDIDA BRAZO MÓDULO Y CHAISERLONGUE: ESTÁNDAR: 21 CM

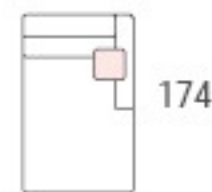
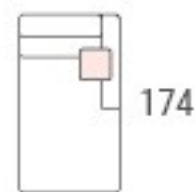
MEDIDA OPCIONAL SIN CARGO EN BRAZO MÓDULO Y CHAISERLONGUE: 27 CM (+6 CM)



MOTOR RELAX	104	61	76	91	82	97	112
DESLIZANTE	104	61	76	91	82	97	112
FIJO	104	61	76	91	82	97	112



DESLIZANTE	142	172	202	164	194	224
FIJO	142	172	202	164	194	224



115 X 115

112 X 112

97

112

98

113

128

62

77

92

RINCÓN

CHAISERLONGUE

1 PL + TERMINAL

POUFF S/B